



Implementing the **BUILD OUT LINE**



The Build Out Line (BOL) is used in 7 vs. 7 games, played by the 10 and under and 9 and younger age groups. The purpose of the Build Out Line is twofold:

- 1) To promote playing the ball out of the back under possession; and,
- 2) To indicate the area of the field where an attacking player may be called for being offside.

Using the Build Out Line:

I. Used as a retreat line when:

- 1) The ball goes over the end-line for a goal kick, or
- 2) The goalkeeper establishes possession in his/her hands

As soon as either of these situations occurs in a game, all opponents must begin to retreat to behind their Build Out Line. Players not retreating may be cautioned by the referee (same as not retreating when defending a free kick).

- ⇨ Players on the team taking the goal kick, or on the team of the goalkeeper with the ball in hands, may move to any area of the field.
- ⇨ On a goal kick, the ball is considered *'in play'* once kicked and clearly moves. The player taking the goal kick can only touch the ball once and another player must touch it before the first kicker can play the ball again.
- ⇨ When the goalkeeper has possession in his/her hands, the ball is considered *'in play'* as soon as the goalkeeper releases it by dropping the ball to the ground, rolling the ball or throwing the ball.
**To further promote playing the ball out of the back, goalkeepers may not punt or dropkick the ball.*
- ⇨ If the player taking the goal kick chooses to restart play before the opponents have retreated behind the Build Out Line, the ball is *'in play'* once kicked and clearly moves.
- ⇨ If the goalkeeper chooses to restart play before the opponents have retreated behind the Build Out Line, the ball is *'in play'* once it is released by the goalkeeper.
- ⇨ Once the ball is in play, the game is considered live and opponents may move to any area of the field.

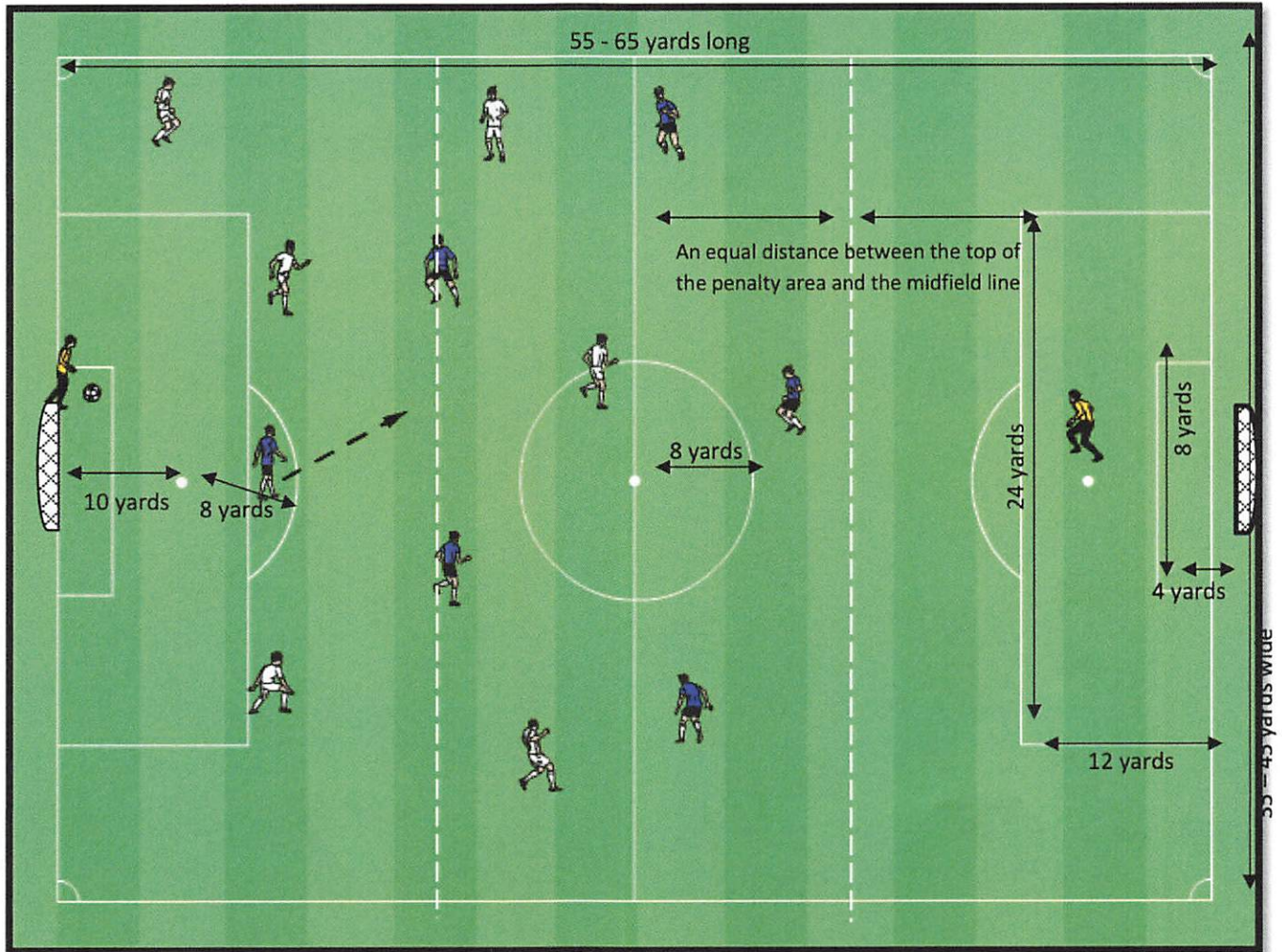
II. Used as an indicator of where a player may be called for being offside:

- ⇨ Citing the existing offside rule, an attacking player is not in an offside position, and cannot be called for being offside, if the attacking player is in his/her own half of the field.
- ⇨ Replacing the use of the midfield line as the indicator of where a player may be in an offside position, the Build Out Line is now used to determine where a player may be called for being offside. An attacking player is not in an offside position, and may not be called for being offside, if the attacking player is on his/her own side of the Build Out Line when the ball is played by a teammate.



The 7 vs. 7 Field

9 and younger & 10 and younger age groups



- The size of the 7 vs. 7 field may vary within the established range. (55-65 yards long x 35-45 yards wide)
- The penalty area should be 12 yards in length (out) x 24 yards in width.
- The penalty spot should be centered in front of each goal and 10 yards from the goal line.
- The goal area should be 4 yards in length (out) and 8 yards in width.
- The build out lines should be marked across the width of the field, at an equal distance between the top of the penalty area and the midfield line.

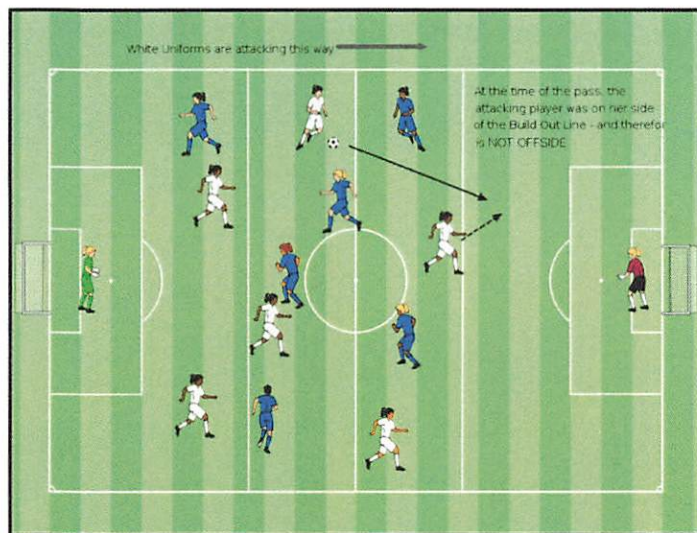
I. Using the Build Out Line as a retreat line; on a goal kick, or when the goalkeeper has possession:

As shown above, when the team in light shirts is taking the goal kick (or if the ball is in the goalkeeper's hands) all the players in dark shirts must retreat to behind the build out line until the ball is put into play. When the ball is put into play, the game is live and all players can move freely.

II. Using the Build Out Line as the indicator of where a player may be called for being Offside:

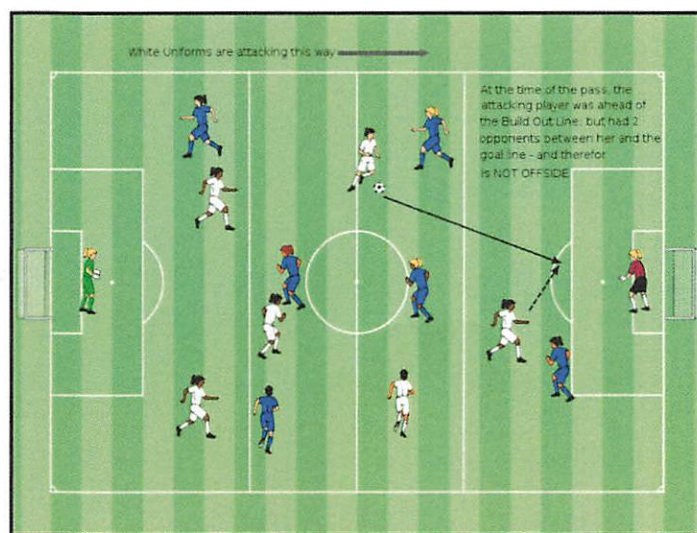
Example 1:

The attacking player in the white uniform, who is on her own side of the Build Out Line, receives a pass from a teammate. As she is on her own side of the Build Out Line when the pass is made, she is not in an offside position and should not be called for being offside.



Example 2:

The attacking player in white uniform, who has crossed the Build Out Line, receives a pass from a teammate. As she has 2 opponents between her and the goal line, at the time of the pass, she is not in an offside position and should not be called for being offside.



Example 3:

The attacking player in white uniform, who has crossed the Build Out Line, receives a pass from a teammate. As she does not have 2 opponents between her and the goal line at the time of the pass, and is involved in the play, she is in an offside position and should be called for being offside.

