


## RISK MANAGEMENT/SAFESPORT


The New Mexico Youth Soccer Association fully subscribes to the US Youth Soccer KidSafe initiatives, the USYS Code of Conduct, USSF Recognize to Recover and has established a statewide risk management program. As part of that program, all coaches and program administrators must submit to a sensitive criminal history background check, complete the CDC Coaches Concussion Course and be SafeSport trained annually. For detailed information on the NMYSA Risk Management Program, you can view the NMYSA Risk Management Program in it's entirety. To complete the electronic background check disclosure, Concussion and SafeSport certifications, coaches **MUST** register with their League/Club.

To Complete your Application for NMYSA Coaching, please take the following steps:

1. Go to your League/Club registration page to register.
2. Create a new account if you have never logged in or log in with existing credentials.
3. Enter your information and continue
4. Select "I am a team coach or other team personnel" from the "Which Best Describes You" pop-up.
5. Confirm the correct Program is selected for which you want to register as a coach for.
6. Confirm the correct Division is selected for which you want to register as a coach for.
7. Select yourself to be the Head/Assistant Coach
8. Enter your remaining information.
9. Once you have completed your registration, you still need to **complete your Risk Management certifications.**
10. From the **My Account** screen, click **Volunteer** tab (left side of the screen).
11. From here you can view statues, expiration dates, and if you are compliant or not. Updates to statuses and dates will be displayed here as they are made available.




**NOTE:** Your registration is **NOT** complete until the Risk Status, Concussion Certificate and SafeSport certificates are Verified. To get to your Certifications follow the instructions below:



[Registration](#) [Website](#) [Orders](#) [Teams](#) [Reports](#) [Schedules](#) [Email](#) [Text](#) [Store](#) [Common](#) 


Welcome back, Mysha Crowley! Your email address is nmsoccer@nmysa.net.

[Logout](#)

[Register Now!](#)   

[MY ACCOUNT](#)




[My Roles & Certificates](#)
[Back](#) [FIND VOLUNTEER ROLES](#)


**Mysha Crowley - Head Coach**


NMYSA House Registration
U19 - Girls

Details
Delete




NMYSA Leagues NMYS State Office

<input checked="" type="checkbox"/>	Certification	Expiration Date	Status	Compliant
<input type="checkbox"/>	Risk Status	07/01/2022	Approved	
<input type="checkbox"/>	Concussion Certificate	None	Verified	
<input type="checkbox"/>	SafeSport	None	Verified	
<input type="checkbox"/>	Coaching License	None	None	

[Renew & Update](#)



[Support](#)

<input checked="" type="checkbox"/>	Certification	Expiration Date	Status	Compliant
<input type="checkbox"/>	Risk Status (Submitted for the season)	07/01/2023	Submit	
<input type="checkbox"/>	Concussion Certificate	None	Pending Verification	
<input checked="" type="checkbox"/>	SafeSport	None	Verified	
<input type="checkbox"/>	Coaching License	None	None	

[Renew & Update](#)

### To Update a Certification:

Use the check boxes to the left of the certifications to select the certifications you wish to update by clicking **Renew & Update**.

- Yellow Triangle:** Certification has not been completed.  
 For Risk Status: yellow triangle means Background check has not been processes. Once complete Status will say Approved.
- Blue Circle:** Pending Verification for Concussion Training or SafeSport.  
 Either Training has not been completed or Certificate needs to be verified by Registrar.

**RISK STATUS:** If your Risk Status is "Expired" or None", please check the box to the left of Risk Status and click "Renew & Update". Input your Social Security number. This will allow you to submit an annual NMYSA background check.

**Certifications**

**Background Check Screening Form**

Legal First Name \_\_\_\_\_ Legal Middle Name \_\_\_\_\_

Legal Last Name \_\_\_\_\_

Address \_\_\_\_\_ Address 2 \_\_\_\_\_

City \_\_\_\_\_ State \_\_\_\_\_ ZIP \_\_\_\_\_

Phone Number \_\_\_\_\_ Email \_\_\_\_\_

**Social Security Number** \_\_\_\_\_

Cancel Submit

- **CONCUSSION CERTIFICATE:** If the document is NOT Verified or Uploaded, please check the box to the left of Concussion Certificate and click "Renew & Update" to upload certificate or "Begin Training". Concussion Training must be completed every two years.
- **SAFESPORT:** SafeSport is an annual requirement. To complete the course, or refresher course please check the box to the left of SafeSport and click "Renew & Update" and click "Begin Training". Certificates DO NOT need to be uploaded, they are automatically uploaded to the account through the API. Please print a copy of the SafeSport certificates for your records.

**NOTE:** For Concussion Training and SafeSport, you will begin your training by clicking a link onscreen "Here" or "Begin Training".

## Certifications

Only .jpeg, .png, .jpg, .pdf and .gif files are allowed.

Max File Size Allowed: 10MB

### Concussion Certificate

Upload your CDC Heads Up Certificate here upon completion of your training. If you have not taken this course, please begin your training [HERE](#).

Upload

### SafeSport

To begin your SafeSport training, click the link below and select US Soccer, then enter the code: YC3E-6P5G-YYIL-CS2M.

[Begin Training](#)

Upload

Cancel

Submit

